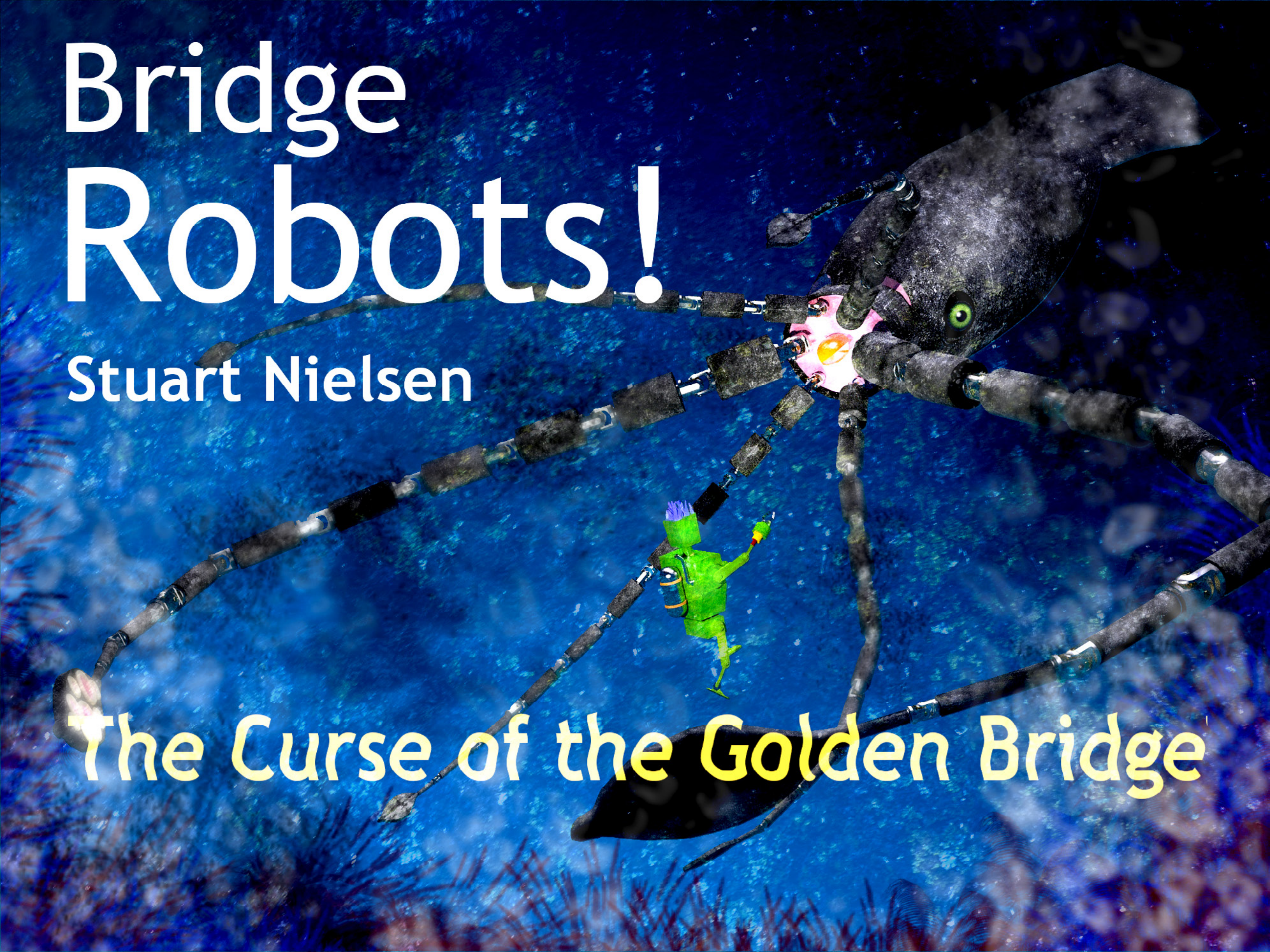
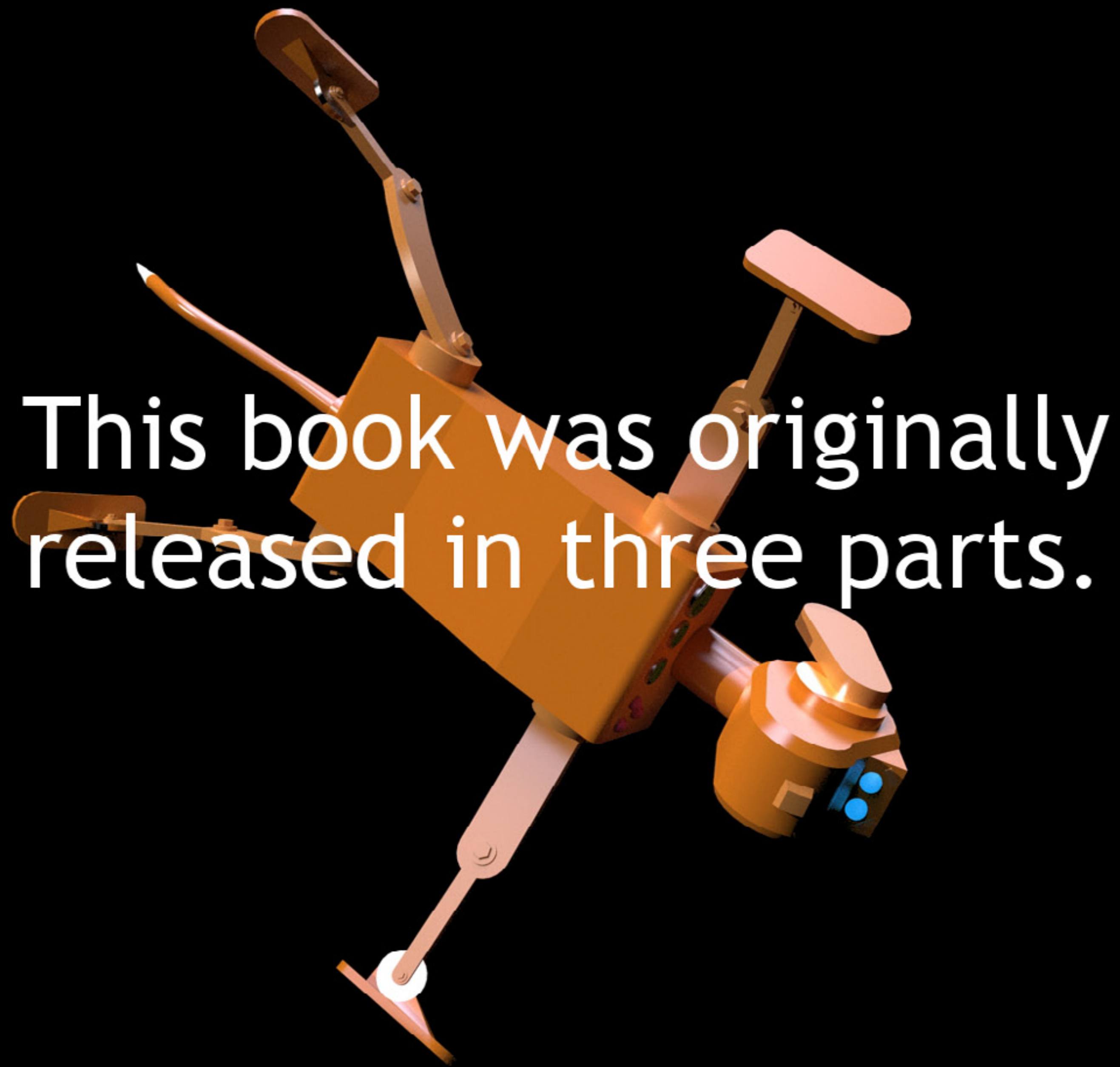


Bridge Robots!



Stuart Nielsen

The Curse of the Golden Bridge



This book was originally released in three parts.



Maggie, I have to check out a bridge. Strange things keep happening.

Kori inspects the Golden Bridge.



What was that!





Rock
Slide!



Trapped!

Kori are you okay!
How did you get here?



Stuart Nielsen
presents

The Name Game



The O of the Game

Golden Balls

Filmed in 3D

Maggie, I saw something in the water. I'm not sure what it was but I know somebody who can help us find out.

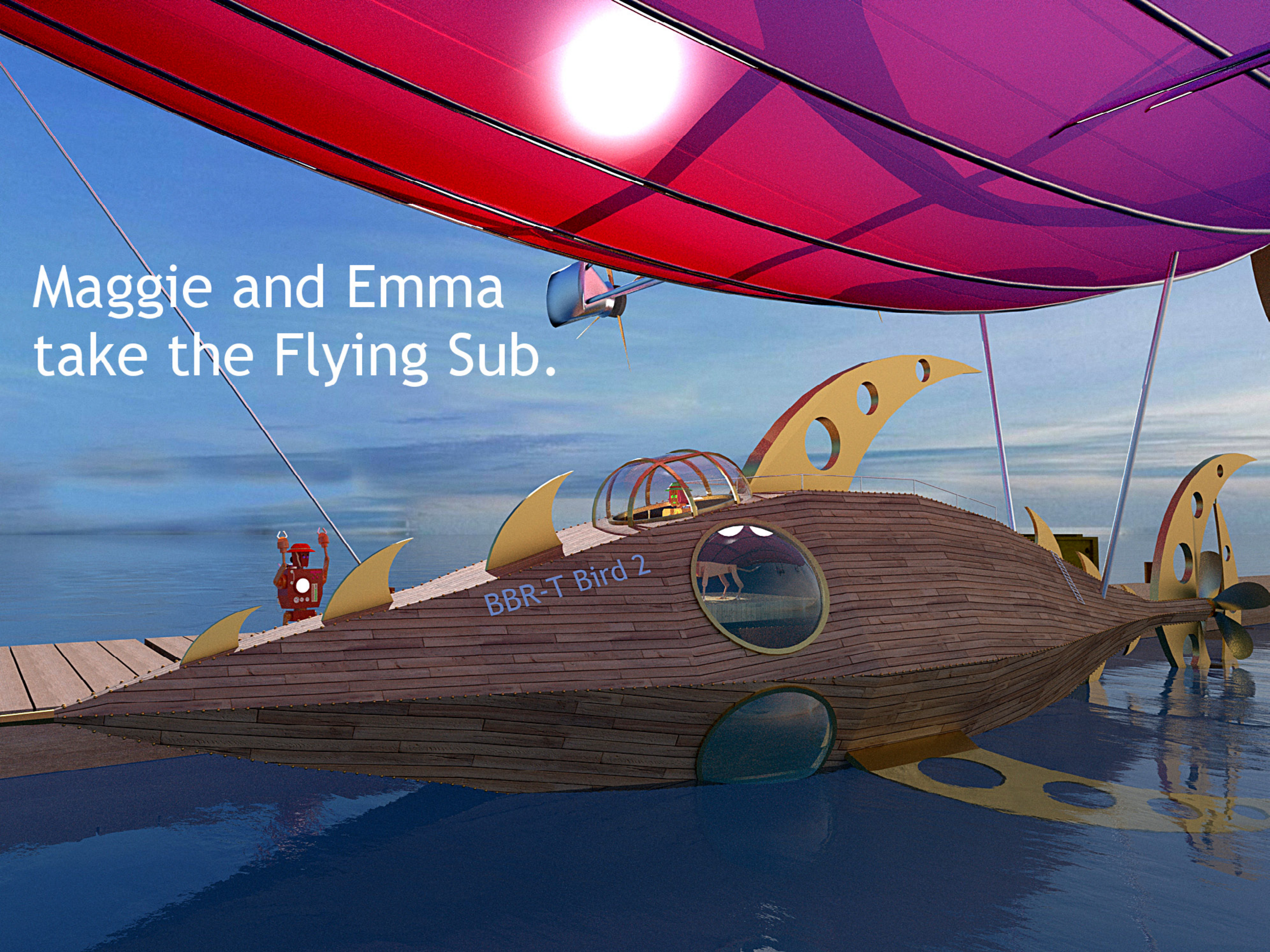
You have to be very careful.





Kori said to
start at the
bottom of
the world.

Maggie and Emma
take the Flying Sub.





Up and away!

Someone is coming.



Dropping from
the balloon.



Splashdown!





Emma, I think
we go this way.

The abominable snowbots
prepare a welcome for
Maggie and Emma.



Run!




Go for
the cave!



ARCH




A riddle!



The riddle says "Arch" which can be a type of bridge.

ARCH



The image on the left looks like a truss bridge, because truss bridges use triangles.

The image on the right looks like an arch bridge.

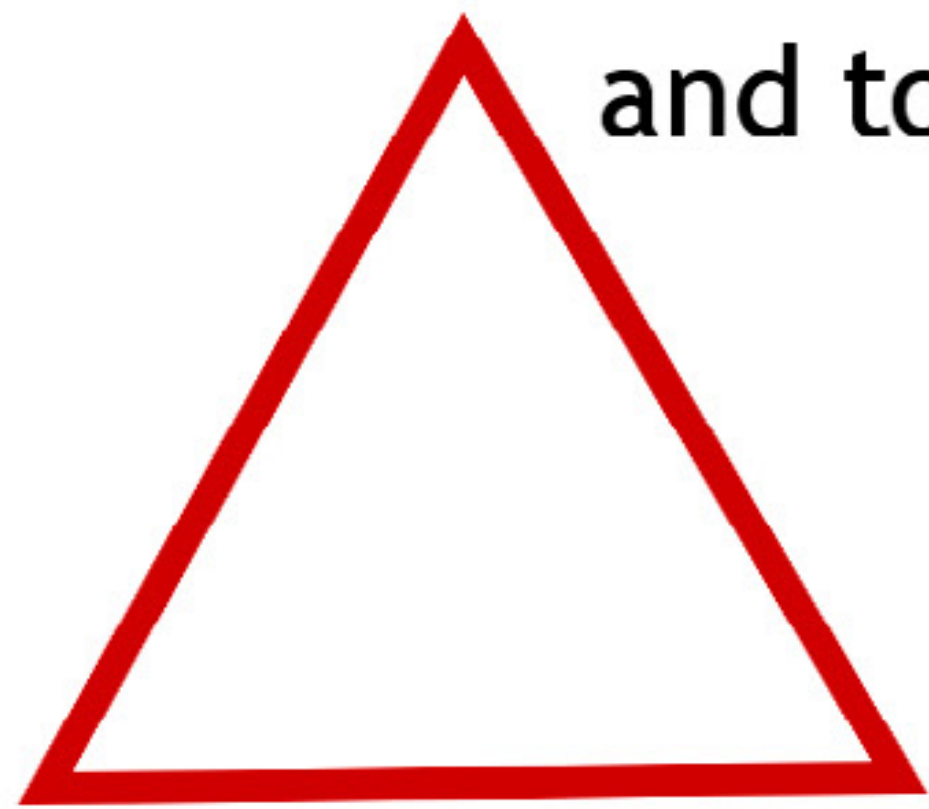


The warning tells us not to make the wrong choice!
Which way do we go?

Take a minute and build a truss bridge!

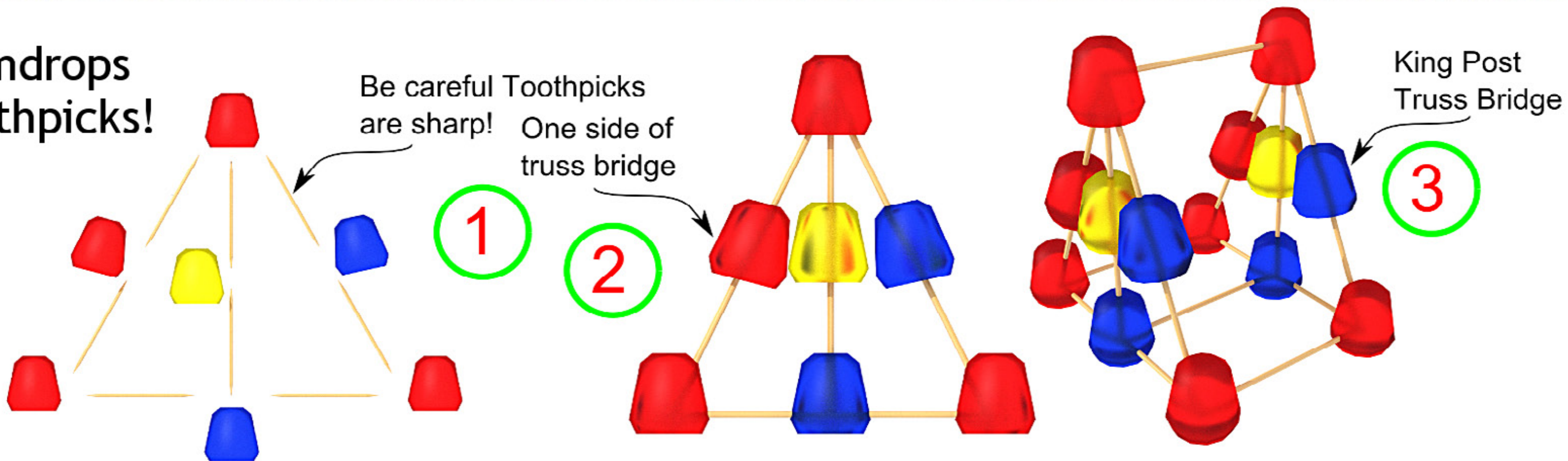
Be a Bridge Engineer!

Use Gumdrops and toothpicks!



Truss Bridges are made of triangles

Be careful Toothpicks are sharp! One side of truss bridge





Emma it looks like we picked the right cave and found the arch bridge.



Lava, I think this is an active volcano.

Which steps do we take through the lava?



The stones show a truss, an arch and a suspension bridge.

I think we take the new bridge.

Take the suspension bridge!



Hang on Emma.
I have to jump!



Emma, I think we will find our answer behind that door.



Stay tuned for the next installment of

The Curse of the Golden Bridge!




Coming Soon!

As soon as I figure it out...



Part Two (I thought of more stuff..)

The Curse of the Golden Bridge!

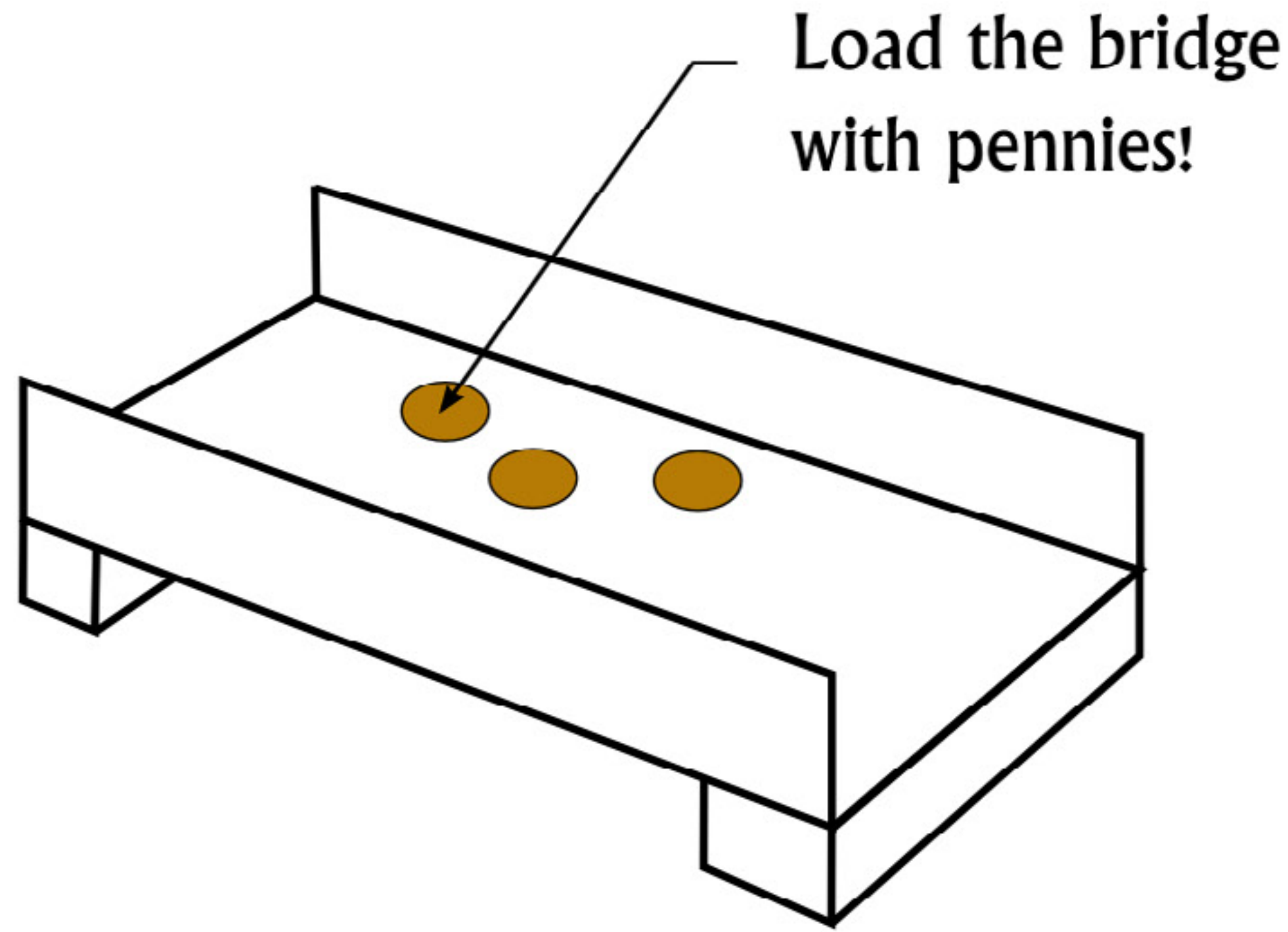




But first, a
quick message!

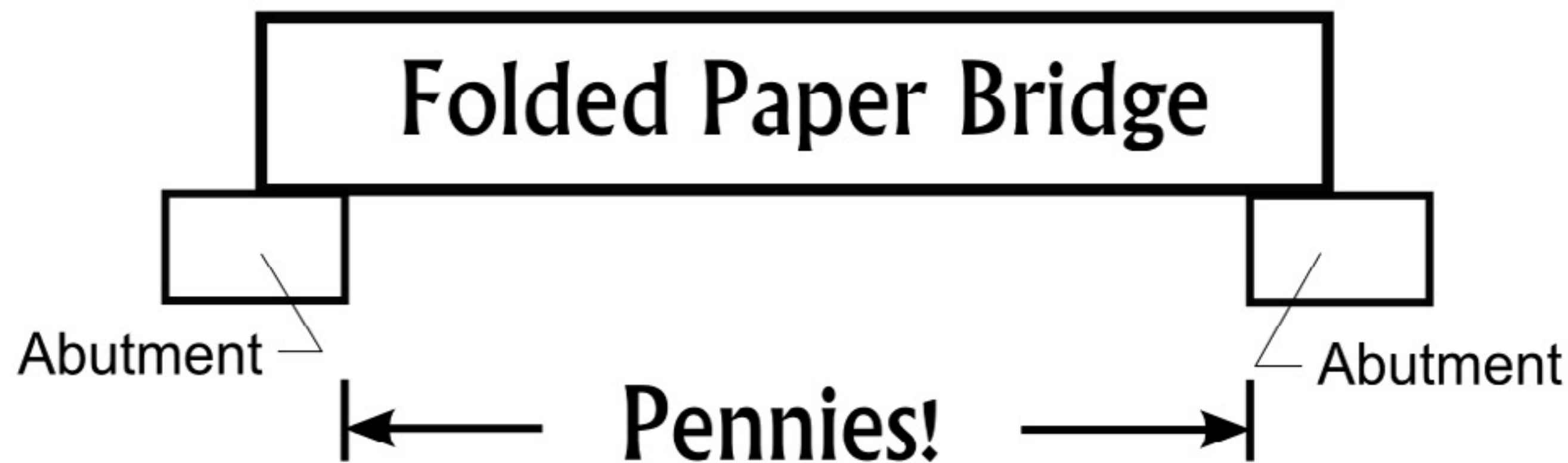
Be a Bridge Engineer!

Fold your paper to make a bridge!
Use blocks or books to support your design.



flyin' U Bridge

How many pennies can your bridge hold?



Contest Rules

- 1) All competitors should use the same type of paper.
- 2) Bridge supports should be placed 8" inches apart for U.S. paper. (Approximately 75% of the paper length)
- 3) Only the zone between the supports should be loaded with coins. (Pennies work well.)
- 4) Stacks of coins should be a maximum of ten coins high until the entire surface of the bridge is covered. After that, coin stacks can be any height.

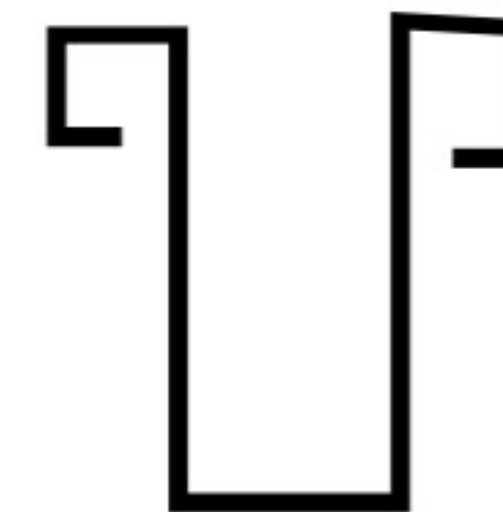
Famous Paper Bridges



flyin' U




The Wave
Record Holder 47 pennies



skinny Pete



The Mad Hatter



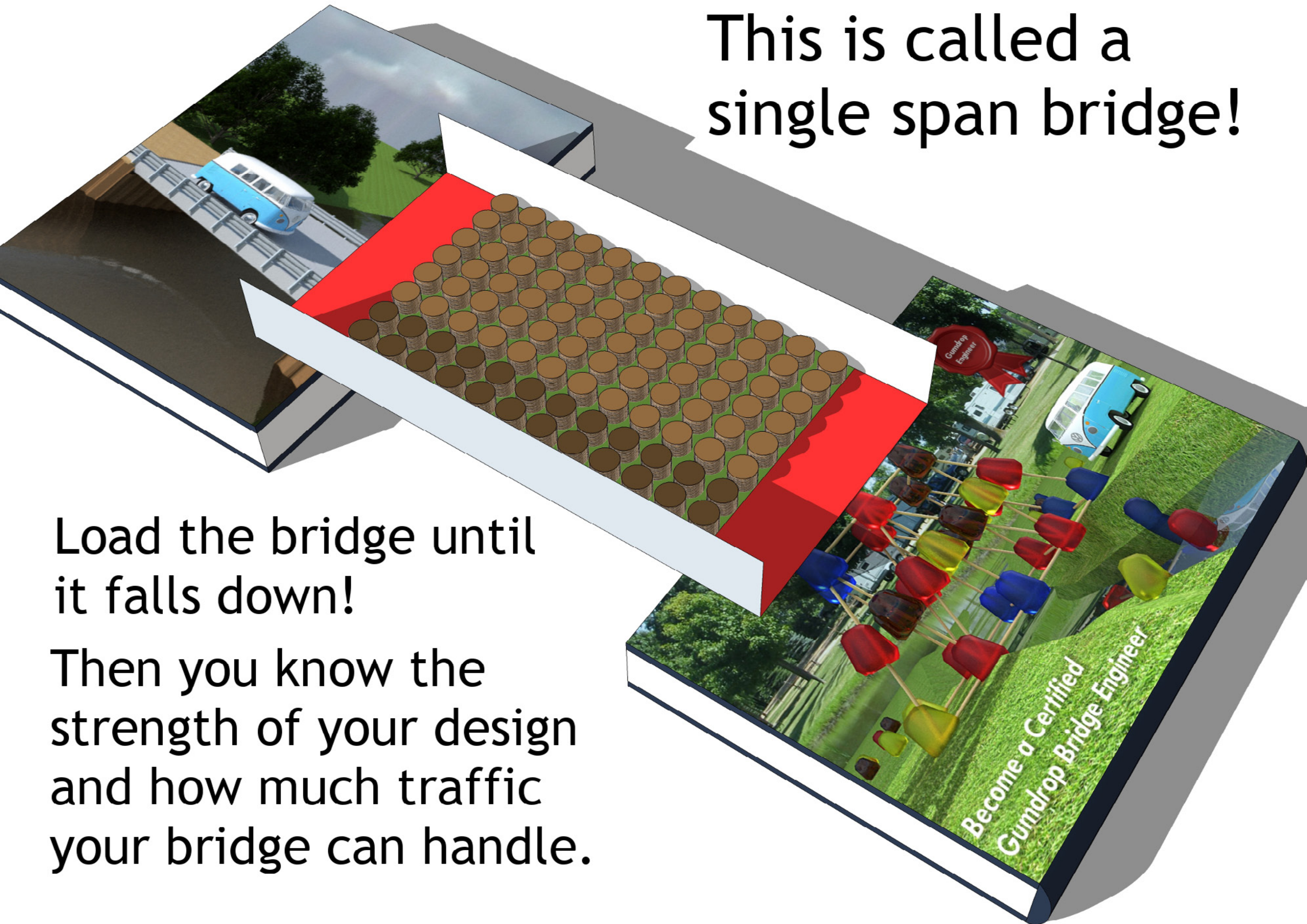
Bad Hair Day



Mountain V


This is called a
single span bridge!

Load the bridge until
it falls down!
Then you know the
strength of your design
and how much traffic
your bridge can handle.



Back to the story.

When we left
Maggie and Emma,
they were going to
find out what is
behind the great
doors!



The Ingeniør!

I know why you are here, but I can't help you unless you answer a riddle.



When is a bridge not a bridge?

When they
fall down!





How do we get
out of here.



The mountain has
an active volcano!



Lava ball!




Let's get out
of here!



Emma, I see the scroll, that should tell us what we need to know!





I think we can push this old tree down and use it as a cantilever bridge.

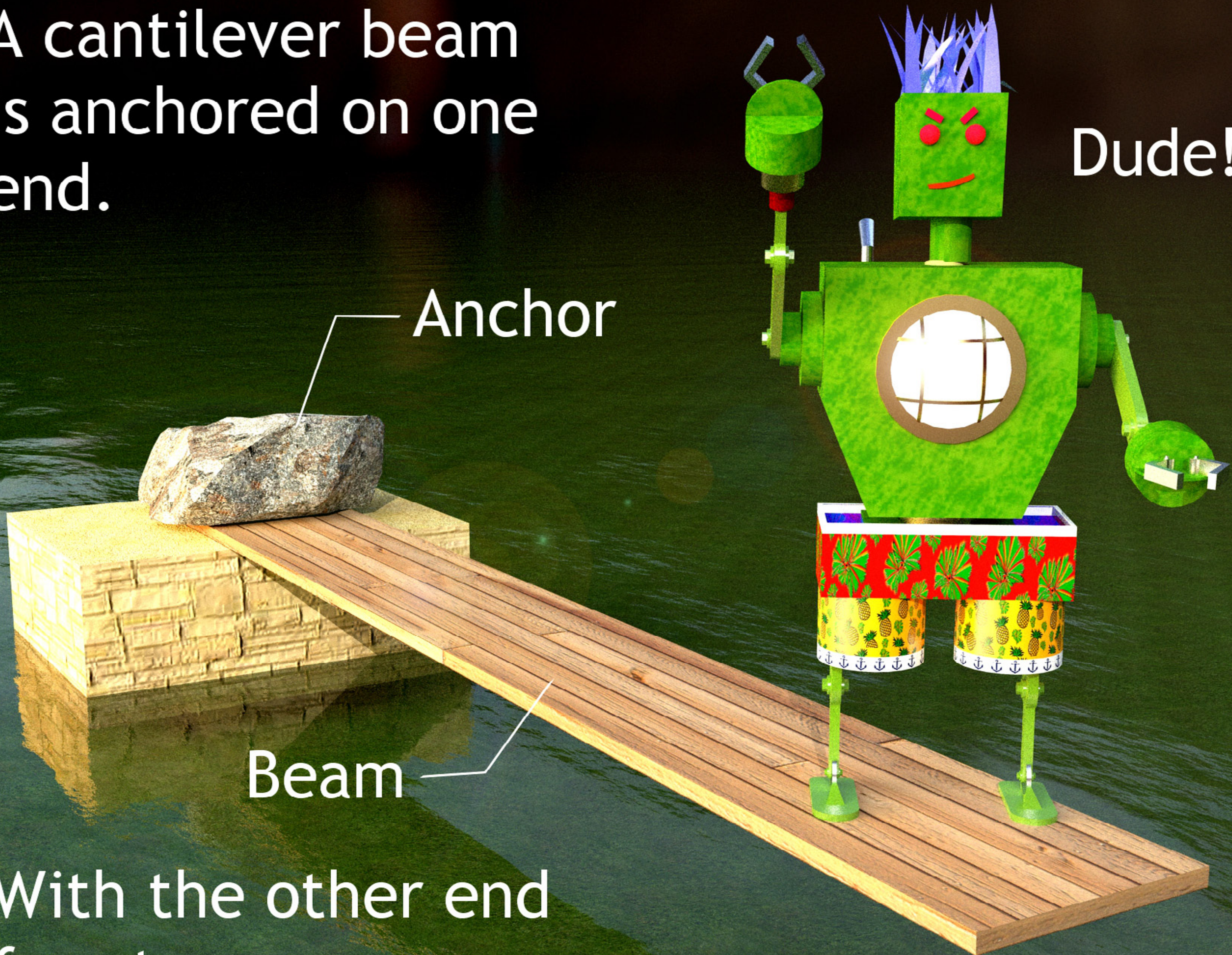
A cantilever beam is anchored on one end.

Dude!

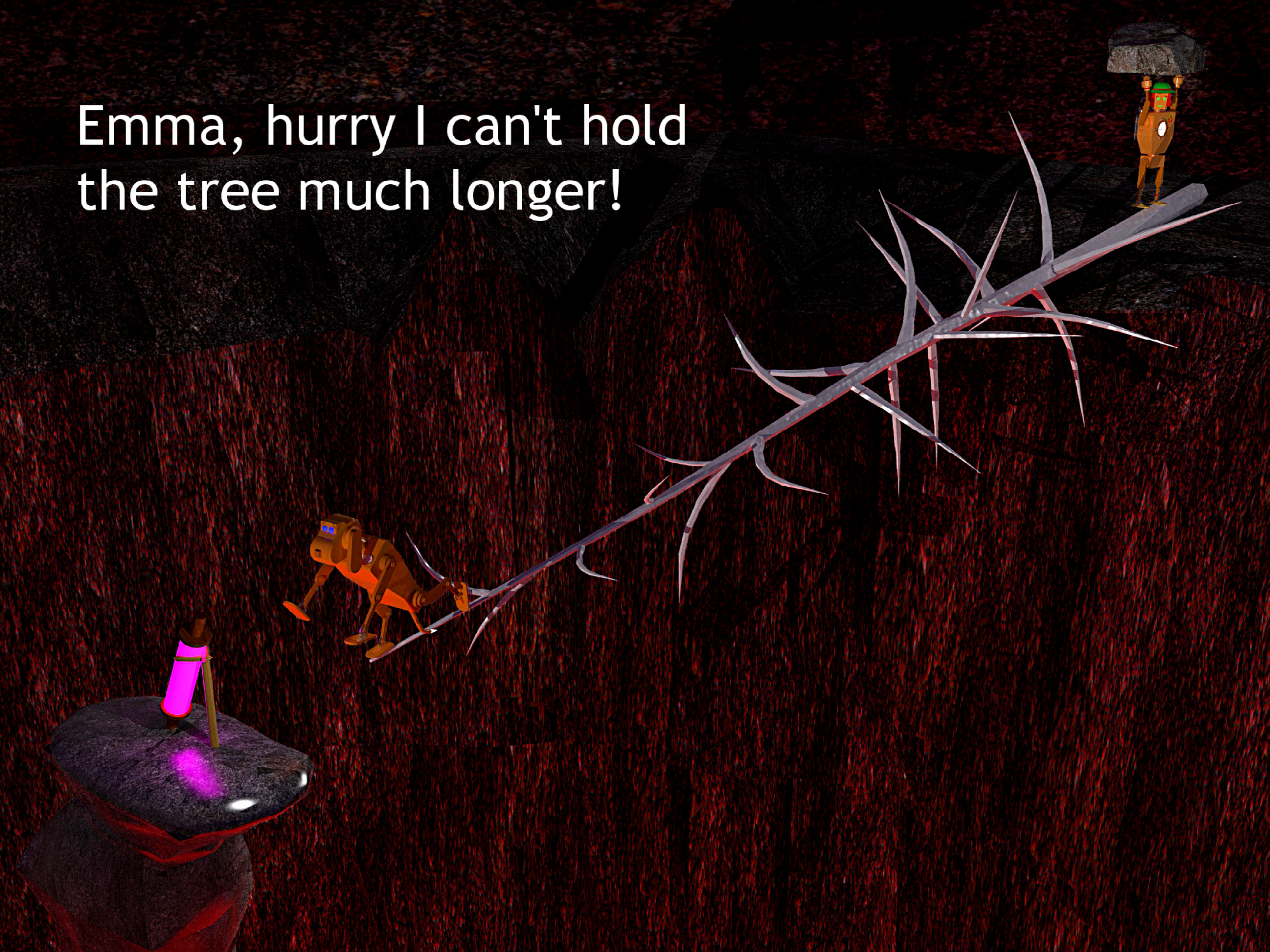
Anchor

Beam

With the other end free to move.



Emma, hurry I can't hold
the tree much longer!






I got the scroll, watch
out for the falling lava!



Let's go home!



Get them!




Jump!



Splash!



Emma pulls
Maggie to
the sub.



We will
meet again!



Whoaaaa! That was exciting, I wonder what will happen next?

Stayed Tuned for the next installment of

The Curse of the Golden Bridge




I really need to plan ahead and figure out what comes next.

Well this is it! The final Chapter of the

The Curse of the Golden Bridge

Part Three

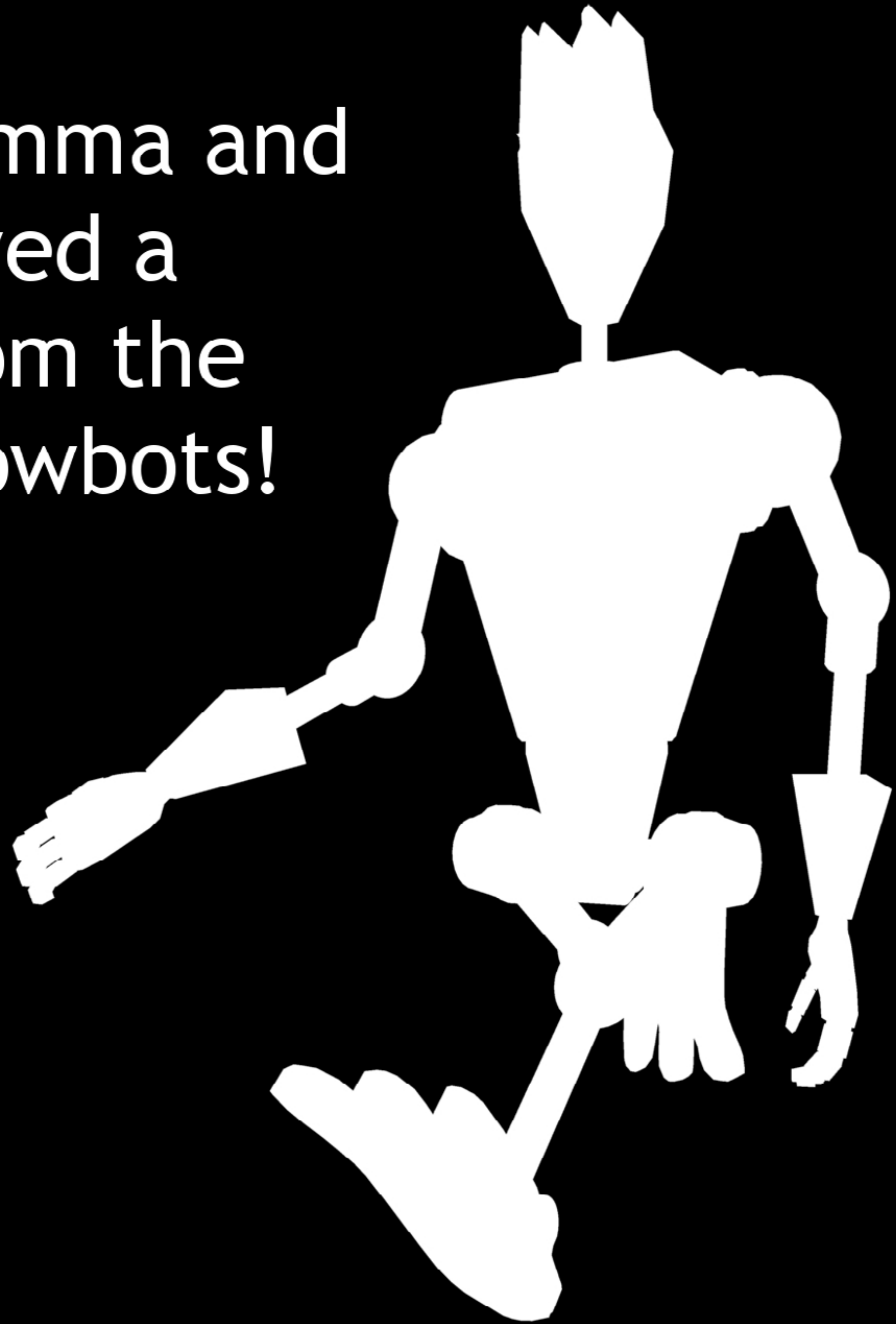


Unless I think of something else...

No robots were harmed in
the filming of this book.

When we last left Emma and Maggie, they retrieved a knowledge scroll from the Ingeniør and the snowbots!

Yikes!






Going to the Golden Bridge!



Great work!
This should give
us some clues!

What does it mean?



The first figure is the Ingeniør, who must have designed the golden bridge!



The tail is the symbol of an ancient race that has never been seen and the symbols spell out a message!



Maggie you have to go and protect the Golden Bridge.





Maggie and Emma wait
by a pier.

A 3D rendered scene of a robot in a ship's cockpit. The robot is yellow with glowing cyan eyes and red lights on its chest. It stands on a wooden deck next to a large wooden steering wheel. The cockpit has a curved wooden ceiling and a large circular window showing a blue sky with clouds. The robot is looking towards the camera.

Emma did you
hear that?



Under
Attack!






BBR-T B






Emma hang on!



Snap!







Coming to the rescue!

Crash!




The squids
are remote
controlled!



Ping


Ping

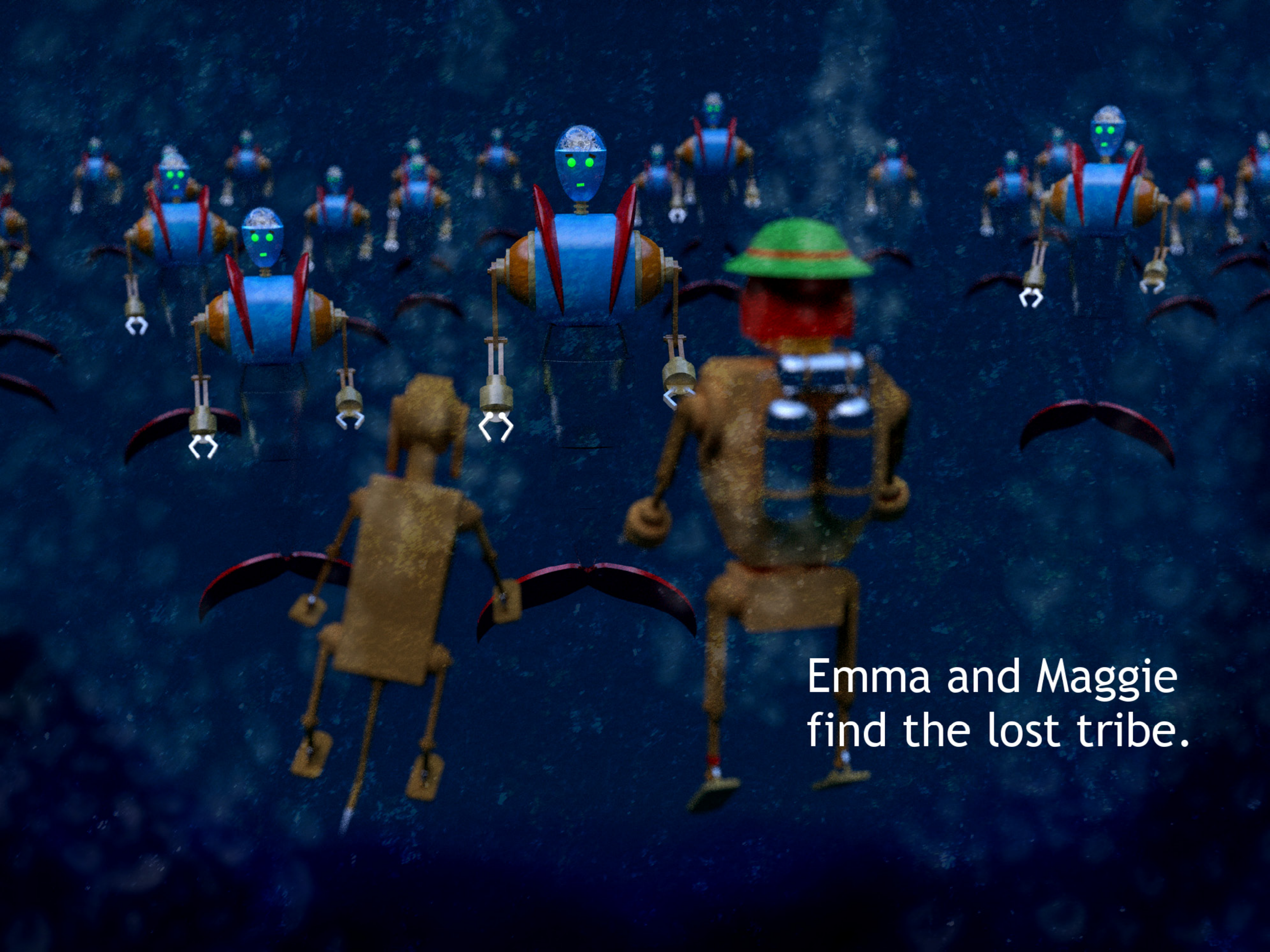
Crack!



The snowbots break
off the antennas
controlling the squids!

No longer controlled, the
happy squids go home!





Emma and Maggie
find the lost tribe.

Thanks for saving us,
we always knew you
were good guys!



Can you say cliffhanger!

I wonder who was
controlling the squids?

A white clawfoot bathtub is positioned in a shower stall. The walls are covered in small, light-colored square tiles. A chrome showerhead is mounted on a vertical pipe to the left of the tub. A white shower curtain hangs from a horizontal bar across the top of the tub. A wooden shower stool is visible behind the curtain. To the right of the tub, a purple towel hangs from a rack. The floor is a dark, textured material.

Aarrgghh, I will
get Maggie and
Emma next time!

Dedicated to my wife Kori!

All the characters in this book are named after members of my family.


For more books about Bridge Building Robots, check out

www.bridgerobots.com

for free ebook downloads.

If you liked this book please leave a review on my Amazon book pages.

You don't have to buy a copy to make a comment!



Stuart Nielsen is a professional bridge engineer who enjoys making books in his spare time.



You know you have to pay for the sub.

Where does the Golden
Bridge take you?



Emma wondered if she would ever make it home again.

The dreadbots
search for Maggie.

